

# Inductive sensor

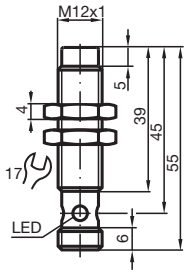
## NCN8-12GM40-Z4-V1



- 8 mm non-flush
- 2-wire DC
- Increased operating distance



### Dimensions



### Technical Data

#### General specifications

Switching function		Normally open (NO)
Output type		Two-wire
Rated operating distance	$s_n$	8 mm
Installation		non-flush
Output polarity		DC
Assured operating distance	$s_a$	0 ... 6.48 mm
Reduction factor $r_{Al}$		0.49
Reduction factor $r_{Cu}$		0.49
Reduction factor $r_{304}$		0.74
Output type		2-wire

#### Nominal ratings

Operating voltage	$U_B$	3.5 ... 30 V
Switching frequency	$f$	0 ... 750 Hz

Release date: 2022-05-18 Date of issue: 2022-05-18 Filename: 121011\_eng.pdf

Refer to "General Notes Relating to Pepperl+Fuchs Product Information".

Pepperl+Fuchs Group  
www.pepperl-fuchs.com

USA: +1 330 486 0001  
fa-info@us.pepperl-fuchs.com

Germany: +49 621 776 1111  
fa-info@de.pepperl-fuchs.com

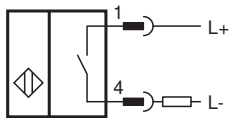
Singapore: +65 6779 9091  
fa-info@sg.pepperl-fuchs.com

 **PEPPERL+FUCHS**

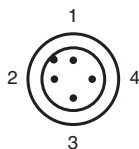
## Technical Data

Hysteresis	H	typ. 3 %
Reverse polarity protection		reverse polarity-conductive
Short-circuit protection		pulsing
Voltage drop	$U_d$	$\leq 3.5$ V
Temperature drift		$\pm 15\%$
Operating current	$I_L$	2 ... 100 mA
Off-state current	$I_r$	0.4 ... 0.6 mA typ. 0.5 mA
Switching state indicator		LED, yellow
Pre-fault indicator		LED, red
Stability control-switch point		0,8 s <sub>r</sub> ... 0,9 s <sub>r</sub>
<b>Compliance with standards and directives</b>		
Standard conformity		
Standards		EN 60947-5-2:2007 EN 60947-5-2/A1:2012 IEC 60947-5-2:2007 IEC 60947-5-2 AMD 1:2012
<b>Approvals and certificates</b>		
UL approval		cULus Listed, General Purpose
CSA approval		cCSAus Listed, General Purpose
CCC approval		CCC approval / marking not required for products rated $\leq 36$ V
<b>Ambient conditions</b>		
Ambient temperature		-25 ... 70 °C (-13 ... 158 °F)
Storage temperature		-40 ... 85 °C (-40 ... 185 °F)
<b>Mechanical specifications</b>		
Connection type		Connector plug M12 x 1 , 4-pin
Housing material		brass, nickel-plated
Sensing face		PBT
Degree of protection		IP67

## Connection



## Connection Assignment



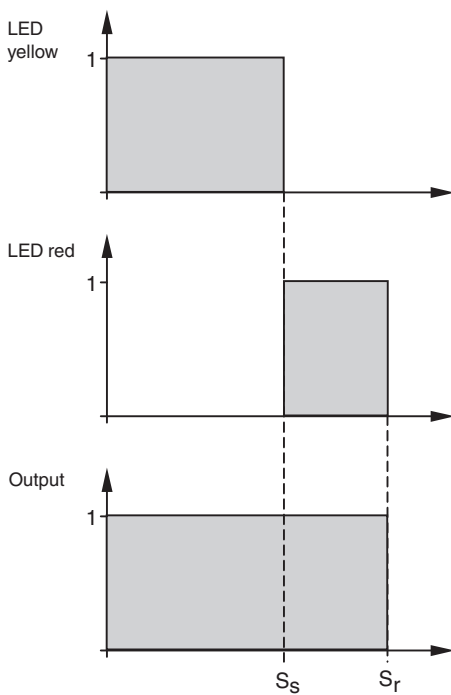
## Connection Assignment

Wire colors in accordance with EN 60947-5-2

1	BN	(brown)
2	WH	(white)
3	BU	(blue)
4	BK	(black)

## Characteristic Curve

Correlation between output signal/LED-function and stable operating distance  $s_S$ /effective operating distance  $s_r$ : ( $s_S$  typ. 80 % of  $s_r$ )



## Accessories

	<b>BF 12</b>	Mounting flange, 12 mm
	<b>V1-G-2M-PUR</b>	Female cordset single-ended M12 straight A-coded, 4-pin, PUR cable grey
	<b>V1-W-2M-PUR</b>	Female cordset single-ended M12 angled A-coded, 4-pin, PUR cable grey

Release date: 2022-05-18 Date of issue: 2022-05-18 Filename: 121011\_eng.pdf